

# 1,707 ± SF – 3,202 ± SF Units Retail/Medical Available for Lease



## 4739-4749 WEST LINCOLN HIGHWAY, PARKESBURG

**AVAILABLE:** 10,030 SF Building – Retail, Medical Office, Office

- Unit 4739-4741: 3,202 SF
- Unit 4745: 1,707 SF

**UTILITIES:** Separately metered utilities

**PARKING:** 41 parking spaces

**REMARKS:** Currently at the West Sadsbury shops three units are already leased to Parkesburg Dental Associate and Dr. David Sulak with Crystal Clear Eyecare

Excellent visibility and access. Located on Lincoln Highway (Route 30) with traffic counts exceeding 22,700 VPD. Ideal location for professional or medical offices and retail.



# LIEBERMAN EARLEY & COMPANY

The Meadows 485 Devon Park Drive Suite 110 Wayne, PA 610.688.4300


### Contact:

Phil Earley, CCIM

610.225.0900 | [Philearley@liebermanearley.com](mailto:Philearley@liebermanearley.com)

Information contained herein has been obtained from the owner of the property or from sources deemed reliable. We have no reason to doubt its accuracy but make no warranty or representation. All information is submitted subject to errors, omissions, change, withdrawal without notice and any special listing conditions of the owner.

4743 W. Lincoln Highway, Parkesburg

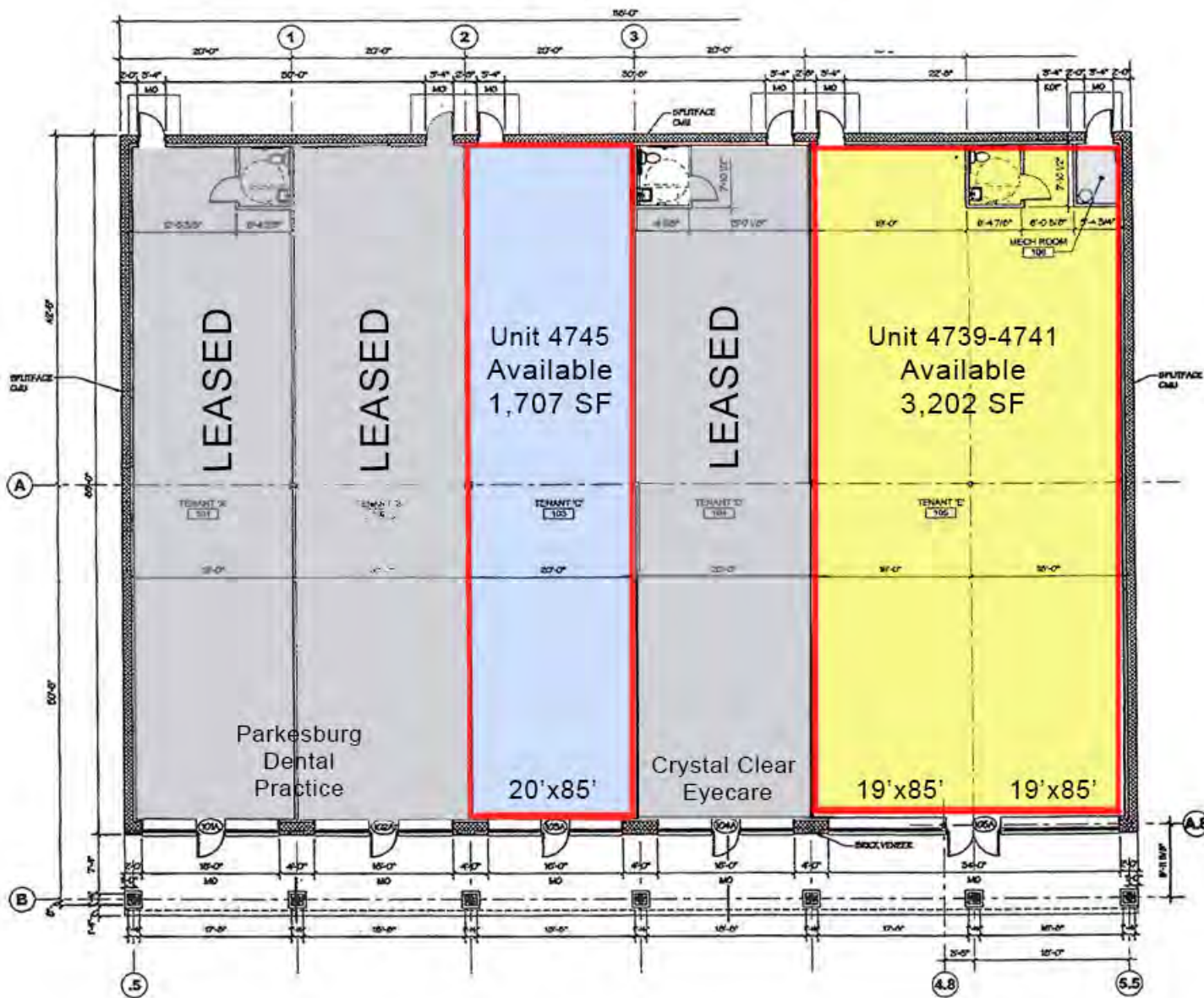


**LIEBERMAN EARLEY & COMPANY**  
The Meadows 485 Devon Park Drive Suite 110 Wayne, PA 610.688.4300

Information contained herein has been obtained from the owner of the property or from sources deemed reliable. We have no reason to doubt its accuracy but make no warranty or representation. All information is submitted subject to errors, omissions, change, withdrawal without notice and any special listing conditions of the owner.

# 4743 W. Lincoln Highway, Parkesburg

Total building consists of 10,030 sq.ft



## LIEBERMAN EARLEY & COMPANY

The Meadows 485 Devon Park Drive Suite 110 Wayne, PA 610.688.4300

Information contained herein has been obtained from the owner of the property or from sources deemed reliable. We have no reason to doubt its accuracy but make no warranty or representation. All information is submitted subject to errors, omissions, change, withdrawal without notice and any special listing conditions of the owner.

# 4743 W. Lincoln Highway, Parkesburg

## DEMOGRAPHIC SUMMARY

4739 W Lincoln Hwy, Parkesburg, Pennsylvania, 19365 2 (Ring of 10 miles)

Ring is: 10 mile radii



## INCOME



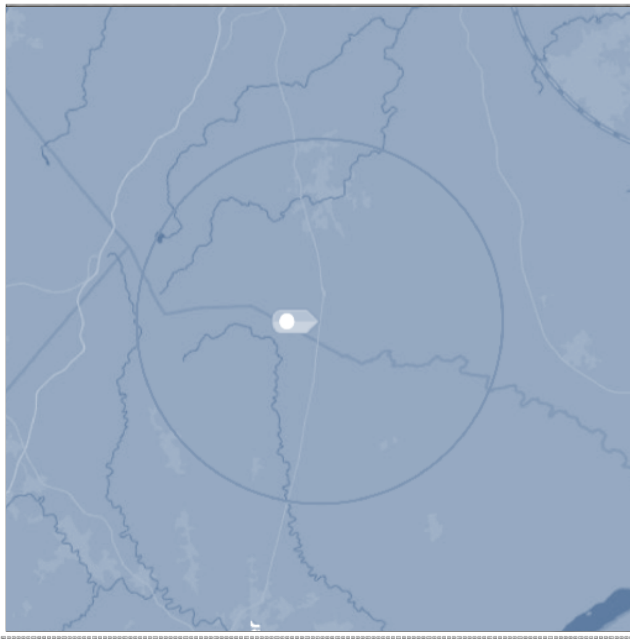
\$72,678  
Median Household Income



\$31,432  
Per Capita Income



\$177,862  
Median Net Worth



## KEY FACTS

122,766  
Population



41,733  
Households



37.1  
Median Age

\$55,224  
Median Disposable Income

## EDUCATION



17%  
No High School Diploma



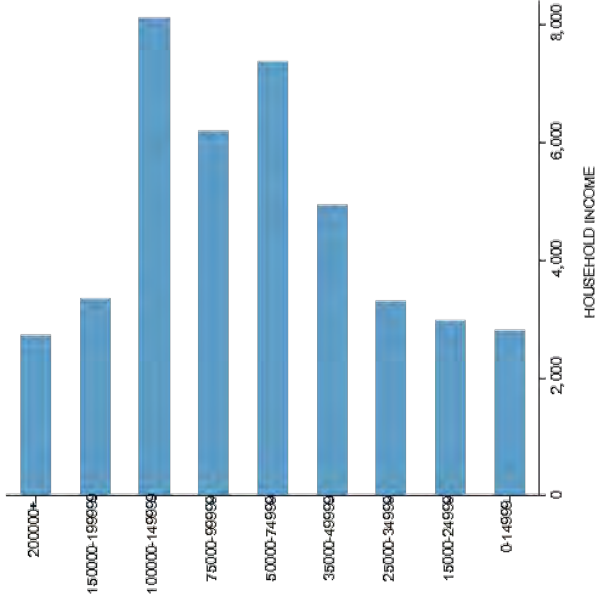
35%  
High School Graduate



22%  
Some College



26%  
Bachelor's/Grad/Prof Degree



## EMPLOYMENT



57%  
White Collar



29%  
Blue Collar



14%  
Services



5.3%  
Unemployment Rate

# LIEBERMAN EARLEY & COMPANY

The Meadows 485 Devon Park Drive Suite 110 Wayne, PA 610.688.4300

Information contained herein has been obtained from the owner of the property or from sources deemed reliable. We have no reason to doubt its accuracy but make no warranty or representation. All information is submitted subject to errors, omissions, change, withdrawal without notice and any special listing conditions of the owner.